

FORMATIVE ASSESSMENTS



Monitor Student Progress in Reading, Math, and Spanish Literacy

Pinpoint students' strengths and needs in reading, math, and Spanish literacy with Istation! Research-based, computer-adaptive formative assessments and progress monitoring tools empower teachers to maximize learning time between benchmarks. Istation's teacher-friendly feedback gives educators the power to predict student performance.

Time-Saving Teacher Data

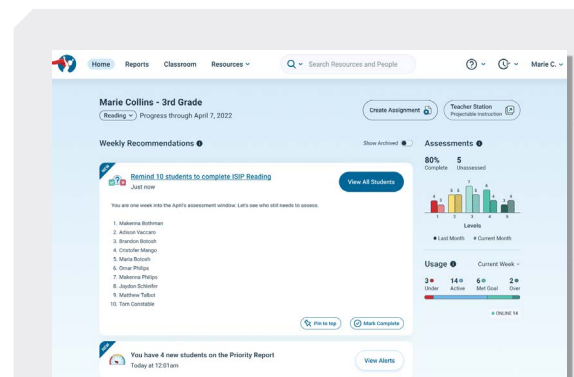
Easy-to-use reports help educators translate data into next steps. Students get what they need when they need it.

Istation helps teachers:

- Implement multi-tiered systems of support strategies
- Prioritize and document critical interventions
- Identify students for small-group instruction
- Select from targeted teacher-led lessons
- Act on student strengths and needs
- Measure progress toward biliteracy

Istation's web-based educational technology helps schools implement one seamless platform of assessments, interventions, and instruction.

Aligned to individual state standards and Common Core State Standards, Istation's award-winning resources support a variety of students, including those with special needs.



Turn data into action with the new, highly-personalized educator platform.



Quick, reliable progress monitoring helps teachers inform instruction



Fun rewards and goal tracking keep students motivated



What's Included?

Istation's formative assessments come with unlimited access, comprehensive support, and inclusive resources, including:

- Universal screeners, progress monitoring, and benchmarks
- Monthly assessments and unlimited on-demand progress monitoring
- Real-time reporting with a robust collection of ready-made reports
- Ongoing support throughout the license period
- Single sign-on capability
- Printable teacher-directed lessons (TDLs) to support intervention and instruction
- All software updates and upgrades throughout the license period
- Online professional development options (videos, manuals, and more)
- Vendor-provided data hosting
- Web availability for PCs, Macs, iPads, Chromebooks, and Android devices.
- Support on-site, online, by phone, and by email

“ Teachers are now much more prescriptive because they have real-time data. Because of this technology and how we've leveraged it, teachers can accelerate every student's achievement better and faster than before. ”

— Principal, Illinois

Engaging Student Experience

Students are engaged and motivated to learn with Istation's new student experience, which includes:

- Customizable themes and avatars
- Goal tracking in the data dashboard
- A simplified menu and easy-to-use navigation



Improve Engagement

All New Educator Platform

With Istation's data hub, educators get:

- Key alerts with timely reminders
- Personalized dashboards with data visualization
- Teacher tutorials, resources, and much more

Under 3				Active 14				Met Goal 6				Over 2			
Level	Students	Minutes	% of Goal												
4	KadIn Aminoff	17 / 30	56.7%												
1	Alena Bator	20 / 40	50.0%												
5	Kadin Bator	18 / 30	60.0%												

Data at a Glance

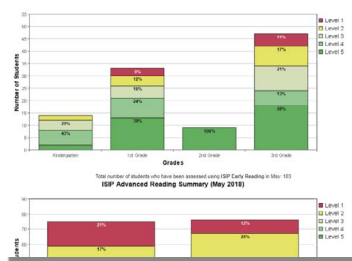
Personalized Data Profiles

Levels	Intervention Tiers	RTI+
Level 1 At or below the 20 th percentile	Tier 3 At or below the 20 th percentile	Tier 3 At or below the 25 th percentile
Level 2 21 st - 40 th percentile	Tier 2 21 st - 40 th percentile	Tier 2 26 th - 49 th percentile
Level 3 41 st - 60 th percentile	Tier 1 Above the 40 th percentile	Tier 1 Above the 49 th percentile
Level 4 61 st - 80 th percentile		
Level 5 Above the 80 th percentile		

Istation's Multi-tiered Systems of Support

From RTI to MTSS, Istation's formative assessments and teacher-friendly data support intervention and blended learning with three distinct performance scales built to define achievement goals based on any school's strategic needs.

All three performance scales use nationally normed Istation's Indicators of Progress (ISIP™) to determine whether students are on target to meet end-of-year grade-level expectations. Schools can change scales at any time during the academic year.



Priority Report

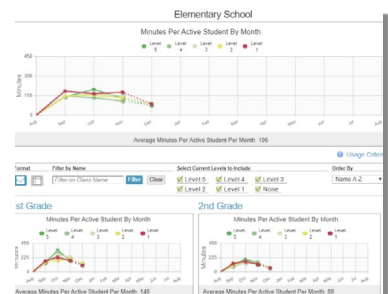
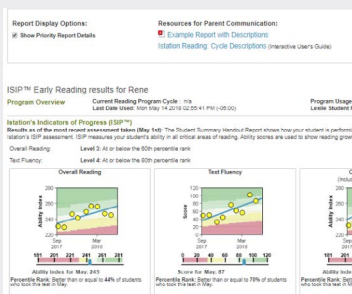
This instructional report identifies which students will benefit from further intervention and provides links to teacher-led lessons and supplemental materials.

Executive Summary

This assessment report for school and district administrators summarizes current campus results by combining the ISIP Summary Report with the ISIP Skill Growth by Tier Report.

Summary Report

This report helps teachers determine which skills need to be retaught by providing a classroom overview of how many students are performing within each instructional level according to skill.



Biliteracy Report

Educators can select **Include All Reading Products** to generate a side-by-side comparison of results for students using Istation Reading and Lectura.

Student Summary Handouts

This report summarizes each student's performance, including usage details, Lexile® measures, ISIP percentile rank, and the latest Priority Report alerts.

Usage Trend Report

Tracking student usage across the school year, this monthly report provides a level-by-level comparison of average minutes of instruction.



Reading



ISIP Reading Pre-K–3rd Grade

Learners are assessed in less than 30 minutes with an engaging computer-adaptive assessment that features a game show called *Show What You Know!* At the end of the assessment, students see an animated graph of their progress.

Skills assessed:

- Listening Comprehension
- Letter Knowledge
- Vocabulary
- Phonemic Awareness
- Alphabetic Decoding
- Spelling/Word Analysis
- Comprehension
- Text Fluency
- Oral Reading Fluency



ISIP Oral Reading Fluency K–5th Grade

Students enter the Istation Recording Studios to demonstrate their reading accuracy through the oral reading of grade-level passages. Students may record passages in English or Spanish.

Their recordings are measured for fluency, accuracy, and more.

Tracked fluency measures include:

- Words correct per minute
- Accuracy
- Errors
- Self-corrections



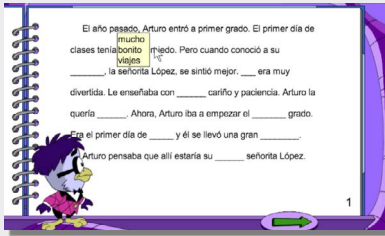
ISIP Reading 4th–8th Grade

Advanced readers are assessed in less than 30 minutes with an engaging computer-adaptive assessment that features an interactive space game called *Right Stuff University*. Students choose a trainer to guide them and then begin their assessment missions.

Skills assessed:

- Vocabulary
- Spelling/Word Analysis
- Comprehension
- Text Fluency

Lectura



ISIP Lectura Pre-K–3rd Grade

The computer-adaptive assessment features a game show called *¡A ver cuánto sabes!* (Show What You Know). At the end of each assessment, students see an animated graph of their progress.

Skills assessed:

- Listening Comprehension
- Phonological Awareness & Phonics
- Writing Conventions
- Vocabulary
- Reading Comprehension
- Spelling
- Text Fluency

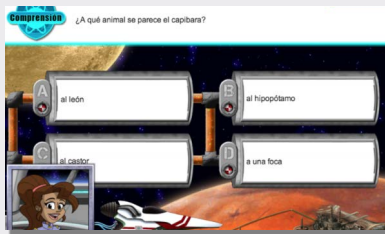


Fluidez de lectura oral K–5th Grade

Students enter the Istation Recording Studios to demonstrate their reading accuracy through the oral reading of grade-level passages. Their recordings are measured for fluency, accuracy, and more.

Tracked fluency measures include:

- Words correct per minute
- Accuracy
- Errors
- Self-corrections




ISIP Lectura 4th–5th Grade

The computer-adaptive assessment features a space game called *Academia Lectorcibernética*. Students are guided through missions as their skills are assessed.

Skills assessed:

- Vocabulary
- Reading Comprehension
- Spelling
- Text Fluency

Math

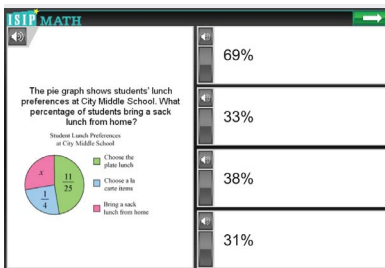


ISIP Math Pre-K–1st Grade

Learners are assessed in approximately 30 minutes with engaging computer-adaptive assessments that feature shopping in a grocery store called Mario's Market. Assessment delivery is presented in a developmentally appropriate format with respect to students' reading skills, fine/gross motor skills, and hand-eye coordination.

Domains assessed:

- Number Sense
- Computations and Algebraic Thinking
- Geometry
- Measurement
- Data Analysis
- Personal Financial Literacy*



ISIP Math 2nd–8th Grade

Students are assessed in approximately 30 minutes with an engaging computer-adaptive assessment that introduces students to the world of Secret Equation Man. Students demonstrate their mathematical knowledge throughout this assessment to provide educators with critical insights into their learners' unique needs and abilities.

Domains assessed:

- Number Sense
- Computations and Algebraic Thinking
- Geometry
- Measurement
- Data Analysis
- Probability*
- Personal Financial Literacy*

*Availability varies by state



Istation

Supporting Educators. Empowering Kids.
Changing Lives.

www.istation.com

2000 Campbell Center II Suite 2000
8150 North Central Expressway
Dallas, TX 75206
Customer Support:
866.883.7323 option 2

#REDCAPENATION



@IstationEd